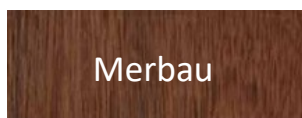


# The Shore Bollard

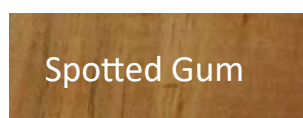


The Shore Bollard has the beautiful character of timber and the extra strength of a galvanized steel or optional 316 stainless steel backbone. This gives the Shore Bollard superior strength and durability yet still a simple direct to concrete installation. The Shore Bollard is available in durability 1 Australian hardwood or Australian Cypress. The Shore bollard will add the charm of timber and the security of steel to any urban landscape.


Pre-oiled with Tanacoat timber oil in your 3 favourite colours



Merbau



Spotted Gum



Jarrah



**Outdoor Structures  
Australia**  
*outlasts and outperforms*



[www.outdoorstructures.com.au](http://www.outdoorstructures.com.au)